

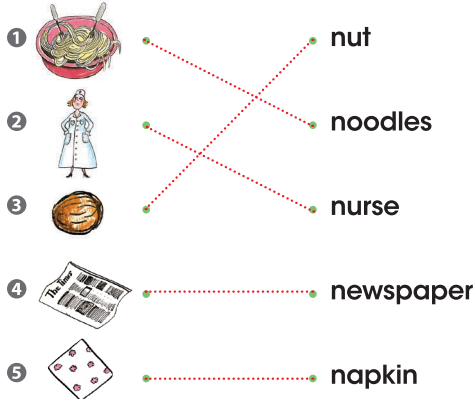
# set 6 Workbook Answer Key

## Book 1 No More!

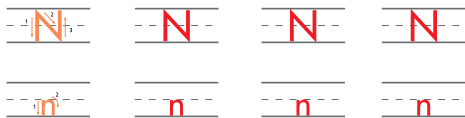
p.1

No More!

1 Listen, repeat, and match. 🎧



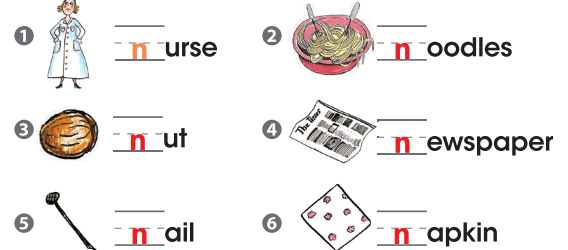
2 Write.




SET 6 BOOK 1 1

p.2

3 Listen and write the missing letter. 🎧



4 Listen and circle the correct word. 🎧

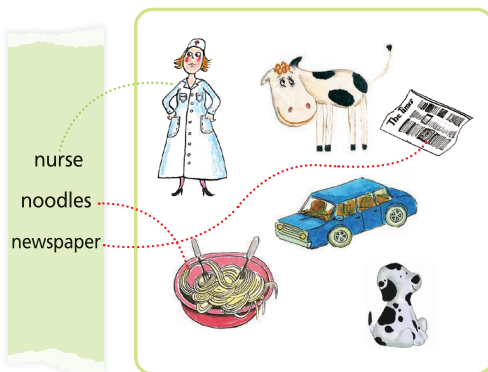


2 Jack and Jill's Phonics Readers WORKBOOK

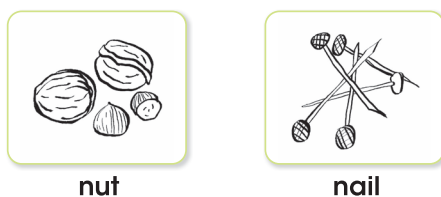
p.3

No More!

5 Find and match.




6 Color the picture.



SET 6 BOOK 1 3

p.4

7 Look and circle the word.







8 Do the crossword puzzle.







4 Jack and Jill's Phonics Readers WORKBOOK



9 Listen, match, and trace. 🎧



1   → nuts

2   → nurse

3   → noise


4   → nice


5   → napkins


6   → nag

SET 6 BOOK 1 5




10 Find and circle.




 G H **N O O D L E S** D

 Z X L **N A I L S** L

 H O S W **N A G** S E W





11 Listen and circle. 🎧

1   2  

3   4  

6 Jack and Jill's Phonics Readers WORKBOOK

12 Trace the path to the word.

napkins nails noodles noise

13 Look and unscramble the word.

 stun → nuts

 ecin → nice

SET 6 BOOK 1 7

14 Find, circle, and write.

 D F **N U T S** Y E H I  
NUTS

 F Z **N O O D L E S** X  
NOODLES

 **N A I L S** S O U P W  
NAILS

 B G L O G **N A G** C X  
NAG


 H F E **N O I S E** R X  
NOISE

8 Jack and Jill's Phonics Readers WORKBOOK

15 Listen, repeat, and trace. 🎧

nut nag noodles  
now nice newspaper  
nail nurse napkin

16 Listen and connect the pictures in the correct order. 🎧



## Meet the Sight words!

1 Listen, repeat, and trace. 🎧

say no not now be

say say

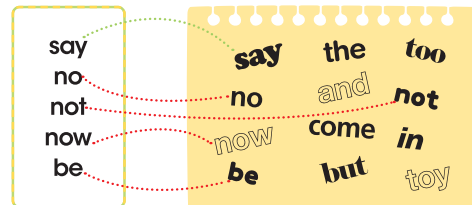
no no

not not

now now

be be

2 Find and match.



3 Fill in the missing letters.

be not say no now



4 Find and circle the word in the sentence.

say  
no

The nurse says,  
"No more nails!"



not  
now  
be


Not now!  
Be a nice boy!



## Activity

Find and color.



nurse newspaper noodles







p.13



The Pig in the Pen Says



1 Listen, repeat, and match.

1   pineapple

2   popcorn

3   pancakes

4   peach

5   pear

2 Write.

P P P P


p p p p

SET 2 BOOK 2 13

p.14


3 Listen and write the missing letter.

1  p \_ \_ \_ \_ \_ pancakes

2  \_ \_ \_ \_ \_ popcorn


3  p \_ \_ \_ \_ \_ pear


4  \_ \_ \_ \_ \_ potato chips


5  p \_ \_ \_ \_ \_ peach


6  \_ \_ \_ \_ \_ pineapple


4 Listen and circle the correct word.


1  pear popcorn peach

2  potato chips pancake popcorn

3  pineapple pear peach

4  popcorn pear pancake

5  playmate pie pineapple


6  peach playmate pancake


14 Jack and Jill's Phonics Readers WORKBOOK


p.15


The Pig in the Pen Says

5 Find and match.


potato chips 

peach 

pancakes 

pineapple 


6 Color the picture.





SET 2 BOOK 2 15


p.16

7 Look and circle the word.


 pie pear

 popcorn pancakes

 playmate pineapple

 potato chips peach

8 Do the crossword puzzle.





1 p



2 p i n e a p p l e



e



16 Jack and Jill's Phonics Readers WORKBOOK



9 Listen, match, and trace. 🐷



1   → popcorn

2   → pie

3   → potato chips

4   → pancakes

5   → peach

6   → pear

SET 6 BOOK 2 17





10 Find and circle.





 C D R P E A R W Q

 B X P E A C H W R T

 K P L A Y M A T E N




11 Listen and circle. 🐷

1   2  

3   4  

18 Jack and Jill's Phonics Readers WORKBOOK

12 Trace the path to the word.

pie pineapple potato chips

13 Look and unscramble the word.

 reap → pear  eapch → peach


SET 6 BOOK 2 19

14 Find, circle, and write.

 C G P I E T W F G H

 A B P O P C O R N

 K P L A Y M A T E V

 T P I N E A P P L E


 C B Q P E A C H R J

20 Jack and Jill's Phonics Readers WORKBOOK

15 Listen, repeat, and trace.

pear please pancake  
peach popcorn potato chips  
pizza playmate pineapple

16 Listen and connect the pictures in the correct order.



SET 2 BOOK 2 21

## Meet the Sight words!

1 Listen, repeat, and trace.

please some and too here they

please please some some  
and and too too  
here here they they

2 Find and match.

please some and too here your stop they that the

22 Jack and Jill's Phonics Readers WORKBOOK

3 Fill in the missing letters.

and some please too here they

a	n	d	t	o	o				
s	o	m	e	h	e	r	e		
p	l	e	a	s	e	t	h	e	y

4 Find and circle the word in the sentence.

some and please Bring me some pears and peaches, please.


here they Here they come!

SET 2 BOOK 2 23

## Activity

Find and color.

popcorn pineapple peaches pancakes



24 Jack and Jill's Phonics Readers WORKBOOK